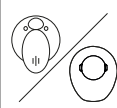

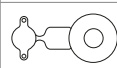



MRI Checklist for MED-EL Bone Conduction Implant BCI 601

If the conditions or instructions herein are NOT followed, **INJURY** to the patient and/or **DAMAGE** to the implant may result!

→ **VALID** for all body regions

In case of additional implants, e.g. a hearing implant in the other ear: MRI safety guidelines for this implant need to be considered in addition.

	The external components of the MED-EL Implant System (audio processor and accessories) are MR Unsafe and need to be removed prior to scanning.	
	The implant components of the MED-EL Implant System are MR Conditional.	

General conditions

- **PERMITTED**, static magnetic field strength
- **MAXIMUM RECOMMENDED SAR** (at 1.5 T)

Up to 1.5 T
NORMAL OPERATING MODE
 3.2 W/kg (Head), 2.0 W/kg (Whole-Body)

Preparation

<ul style="list-style-type: none"> USER IDENTIFICATION CARD Ask patient for User Identification Card to check implant type. 	<input type="checkbox"/> OK
<ul style="list-style-type: none"> IMAGE ARTEFACT Is accurate diagnostic possible even with the expected image artefact (max. 15 cm around the implant)? 	<input type="checkbox"/> YES → continue (next bullet point) <input type="checkbox"/> NO → consider MARS sequences, alternative imaging technologies
<ul style="list-style-type: none"> AUDITORY SENSATIONS Inform the patient about possible auditory sensations during the examination. NOTE: The likelihood and intensity of auditory sensations can be reduced by selecting sequences with a lower Specific Absorption Rate (SAR) and slower gradient slew rates. May also be reduced by putting on noise protection headphones. 	<input type="checkbox"/> OK
<ul style="list-style-type: none"> HEAD ORIENTATION Recommended: Inform the patient not to turn her/his head. 	<input type="checkbox"/> OK
<ul style="list-style-type: none"> EXTERNAL COMPONENTS Remove audio processor and accessories before entering the scanner room. 	<input type="checkbox"/> OK
<ul style="list-style-type: none"> OPTIONAL: HEAD BANDAGE A head bandage over the implant is not needed. 	<input type="checkbox"/> OK

Execution

<ul style="list-style-type: none"> PATIENT POSITIONING NOTE: When lower extremities are to be examined, it is recommended that patient's legs are positioned in the scanner first. 	<input type="checkbox"/> OK
<ul style="list-style-type: none"> OPERATING MODE Recommended: Run sequences in "Normal Operating Mode". NOTE: Max. 3.2 W/kg for Head scans, 2.0 W/kg for Whole-Body scans 	<input type="checkbox"/> OK

Please also refer to the webpage www.medel.com/bci601-isi

Help and assistance are always available from your local office. Please visit us at www.medel.com.

MED-EL Elektromedizinische Geräte GmbH
 Fürstenweg 77a
 6020 Innsbruck, Austria
vibrant@medel.com